



ML-SERIES

SELF CONTAINED MACHINE LOADER



HIGHLY EFFICIENT, MINIMUM INVENTORY ML-SERIES

The ML-Series self contained vacuum loaders have been designed for applications where small amounts of material are required on the processing machine feed throat to avoid moisture re-adsorption and/or the user frequently changes material. The ML-Series Loaders are arranged for 115 volt, single phase 60 cycle current and powered by a high performance fan cooled vacuum motor. These units are engineered to vacuum transfer pelletized or regrind material from beside the press. Note: Load rate will vary with regrind materials. The unit's programmable timer gives easy access to Adjustable Load Times, Compressed Air Filter Blow Down Cleaning and "Ratio" Material Load Settings.



ML-SERIES

SELF CONTAINED MACHINE LOADER

THORESON McCOSH

A DIVISION OF



OPTIONAL TECH 2 CONTROLS

With a user-friendly operator interface, the Tech 2 microprocessor displays information indicating current receiver conditions, load times, and set points. In addition, Tech 2 controls make it easy to set virgin-to-regrind ratios. Clear, digital settings give the exact percentage. No more guessing.




OPTIONAL DUAL COMPONENT "RATIO" MATERIAL LOADING

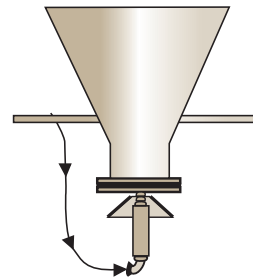
Includes adapter ring for virgin and regrind materials with parallel material inlets, air cylinders, material line stopper valves and ratio control (0-100%). Also supplied with unit is an additional Stainless Steel Material Pick-up Wand, Flexible Material Line Transfer Hose and (2) Hose Clamps.

OPTIONAL CONICAL DUMP VALVE

This valve uses an air cylinder to open and close the material discharge to assure a good vacuum seal when difficult or high static materials are being used. It also eliminates the problematic vacuum leak between the loader mounting flange and injection molding machine feed throat.



Flapper



Conical Dump

MATERIAL LEVEL CONTROL

The adjustable material level sensor provides control over the quantity of material used for each application. In the ML-Series, the hopper section is available in four different diameters and capacities. The loader sight glass is constructed of sturdy polycarbonate and acts as a precise material reservoir.



- Quick Release Lid Clamps
- High Efficiency Vacuum Motor
- Quick Release Motor Clamps
- Blow Back Solenoid for Automatic Filter Cleaning



Optional (NOT Included)
Loader Accessories Kit includes:

- Manual
- Flexible Hose & Hose Clamps
- Stainless Steel Pick-up Tube

ITEM	DESCRIPTION*			ORDER CODE
	Horsepower	Capacity	LBS/HR	
Machine Mounted Material Loader	1/2 hp	.13 ft ³	200 pph	ML-1
			100 pph	ML-1R
		.30 ft ³	350 pph	ML-2
			250 pph	ML-2R
	1/2 hp Brushless	.30 ft ³	350 pph	MBL-2
			250 pph	MBL-2R
	1 hp	.60 ft ³	450 pph	ML-3
			300 pph	ML-3R
1.30 ft ³		750 pph	ML-4	
		500 pph	ML-4R	
Discharge	Standard Flapper Discharge			FLP
	Optional Conical Dump Valve			CD

Insert order code selections to create part number: _____ - _____
 Example: (100 pph and Flapper) ML-1R-FLP R = "Ratio" Material Loading

*All rates are estimates, rates will vary based on material type.